




# Blenze

Designed to Blend



*When something goes beyond a necessity  
When it becomes a statement in itself,  
Something that you recognize yourself with  
Something you relate to -  
A lifestyle.*

*And you feel a sense of pride  
Every time you look at it,  
because there's nothing else like it  
nor will there ever be.*

# INTRODUCTION

**Honeywell Electrical Devices and Systems India Limited** is a part of Honeywell International. Honeywell International is a \$36 billion diversified technology and manufacturing leader, serving customers worldwide with aerospace products and services; control technologies for buildings, homes and industry; automotive products; turbochargers; and specialty materials. Based in Morris Township, N.J., Honeywell's shares are traded on the New York, London and Chicago Stock Exchanges.

The company has been in India for over two decades now, and MK is the leading player in wiring devices and accessories market. MK has been delivering electrical connectivity and safety since 1919 and is the world's foremost manufacturer of electrical and data connectivity products and solutions. A pioneer in the field with several innovations to its credit, MK has established a reputation for the highest standards in quality, safety and reliability.


With over 6000 products in the portfolio, MK meets every aspect of electrical installation from a simple plug to a highly sophisticated cable management, escape routing and hospitality range.

## BLENZE

Blenze is the next generation range of switches from MK, that is perfectly crafted to blend. Artfully embellished with a silky satin matt finish which comes in 8 exciting colour shades. An Architect's and Designer's dream come true; this extraordinary range, true to its name, blends in completely with interior decor.

Blenze is a flat modular switch range, wherein the switches are flush on the same plane as that of the front plate in off position. With the switch housed in slim 6.5mm front plate, the entire unit appears flushed on the wall. To add to its benefits, this range is easy to install, absolutely safe to use, and future proofed with a wide range of electronic products. Blenze is India's first fully RoHS compliant range.

**Blenze - Designed to Blend.**



## FLAT MODULAR SWITCHES

The Blenze switch is designed to flush on the same plane as that of the front plate in OFF position. The front plate itself being slim, the entire unit appears flushed on the wall. The front plate with its asymmetrical shape, deep blended radii at the lower edge and a contrasting abutting edge at the top, complements the switch in both "ON" and "OFF" position, resulting in superior aesthetics.

Blenze: Redefining the way switches will be made in future.

## SILK-SATIN MATT FINISH

Blenze front plates come in many exciting colours with accessories in black and white. Designed specially with aesthetics in mind, the range blends in completely with the décor. The silk-satin matt finish of Blenze provides an understated elegance.



## TECHNOLOGY MODULES

Blenze has a range of sophisticated electronic products to support New Age Living for user convenience, comfort and energy conservation.

The PIR sensor, remote control, timer switch etc., are part of the range that helps save energy, provides additional convenience and safety.

## ANTI SINGLE PIN ENTRY SHUTTERS

MK, a brand that is obsessed with quality, also strives to make products that are safe and user-friendly. The safety shutters in this range are superiorly engineered to prevent single pin entry for safety.



## SECURE SOCKET ENGAGEMENT

The Blenze socket engagement is extremely secure and rigid, giving you a perfect, tight-fit contact. They are designed for absolute engagement with plugs, avoiding loose contacts and related hassles ensuring complete safety.

## ANTI PULL SNAP

Safety cannot be stressed enough. The range is designed with an innovative lock APS (Anti Pull Snap) across the product portfolio. APS resists any unintentional pulling out of accessories while in use. A unique feature enabling safe and secure usage of plug and socket. The snap gets added strength when irregularly pulled from the front, making sure the module does not come out.



## EASY TO INSTALL

All switch terminals in this range are V-shaped and have backed out and captive screws. Apart from this our other accessories come with terminal block, pull free connectors and anti-spread terminals etc., making installation easy, reducing installation time and increasing efficiency of installation.

## FRONT LOADING & REMOVAL, UNIVERSAL ADAPTABILITY

The modules can be loaded or removed from the front, ensuring easy installation, which means the front plate need not be unscrewed for maintenance resulting in minimal distortion. The Blenze range has been designed for universal adaptability. All these put together makes the installation faster and easier thus saving precious time and labour costs.



## STURDY MUSCULAR CONSTRUCTION

The entire range is meticulously engineered for heavy build with scientifically placed re-enforcements and cross sectional ribs. The re-enforced cross sectional ribs impart extra strength and makes is tough and robust.

## SINGLE WINDOW APERTURE

Blenze front plates are designed with single-window apertures for optimum space utilization. This ensures utmost flexibility in configuration & reconfiguration without compromising the aesthetics.






## PRECISE ALIGNMENT

The entire range has unique locking system - PIP (Plastic in Plastic). The inbuilt locking system ensures perfect alignment for locking of modules.

## RoHS COMPLIANT

And for all those out there who are concerned about the hazards that this marvel poses to the environment, the Blenze range is the first in the country to be fully RoHS (Restriction of Hazardous Substance) compliant. The range Meets BIS Quality standards too.



## SWITCHES

The Blenze switches are completely flush with the front plate, when it is in OFF condition making it flat on the Wall. It has shroud less designed rocker with positive action. The range is future proofed 10AX and is IP 20 rated; making it truly a next generation switches range. These switches have V-shaped angled terminal with backed out and captive screws. Our 32A DP switch is definitely the 'best in the class'. It can carry heavy resistive & inductive loads up to 7.68 KW. Also, the lenses are textured, for better visibility of indicators. All this and more to reaffirm MK's leadership in switch technology.

## SWITCHES



**DW501WHI**  
6 AX One Way Switch



**DW502WHI**  
6 AX Two Way Switch



**DW403WHI**  
10 AX One Way Switch  
with indicator



**DW405WHI**  
10 AX Bell Push Switch



**DW405NWHI**  
10 AX Bell Push Switch  
with Indicator



**DW411WHI**  
16 AX One Way Switch



**DW412WHI**  
16 AX Two Way Switch



**DW413WHI**  
16 AX One Way Switch  
with Indicator

- Module : 1M  
Electrical  
Specification : Rated Voltage - 230V  
Rated Current - 6AX, 10AX & 16AX  
Nature of Supply - AC only  
Terminal Capacity - 1.5 Sqmm  
Dimension : H - 45 mm, W - 25 mm  
Colours : Satin White / Charcoal Black  
Finish : Silky Satin Matt  
Features :
- ◆ Flushes with the front plate in OFF condition
  - ◆ Future proofed - 10 AX
  - ◆ Shroud less designed rocker with positive action
  - ◆ Prevents dust accumulation
  - ◆ Two way switch with pad printing for visual differentiation
  - ◆ Captive and backed out screws for faster installation
  - ◆ LED based indicator for longevity
  - ◆ Textured lens for better visibility
  - ◆ Heavy and sturdy terminals for more effective terminations
  - ◆ Complies to IS3854:1997
  - ◆ Fully  RoHS compliant product

## 32A DOUBLE POLE



**DW224WHI**  
32A DP Switch

- Module : 2M  
Electrical  
Specification : Rated Voltage - 230V, Rated Current - 32A  
Nature of Supply - AC only,  
Terminal Capacity - 2.5 Sq mm  
Dimension : H - 45 mm, W - 50 mm  
Colours : Satin White / Charcoal Black  
Finish : Silky Satin Matt  
Features :
- ◆ The best in its class
  - ◆ Capable of carrying heavy Resistive & Inductive Loads with a maximum load of 7.86KW
  - ◆ Isolates phase & neutral whenever the load is cut-off from the mains
  - ◆ Complies to IS3854:1997
  - ◆ Fully  RoHS compliant product

## MOTOR STARTER



**DW217BLK**  
25A AC Motor Starter

- Module : 3M  
Electrical  
Specification : Rated Current - 16-25A  
Rated Voltage - 250V  
Nature of Supply - AC 50 / 60 Hz  
Terminal Capacity - 6.0 Sqmm  
Dimension : H - 45 mm, W - 75 mm  
Colours : Satin White / Charcoal Black  
Finish : Silky Satin Matt  
Features :
- ◆ Thermal trip overload protection
  - ◆ User settable current adjustment band (16-25A)
  - ◆ Fully  RoHS compliant product



## SOCKETS

Blenze sockets are extremely engineered to ensure absolute engagement to plug top and enhances safety by having anti single pin entry shutter. All our sockets are rated for min 10A for future-proofing. The Shutter design ensures that the earth pin of the plug is engaged first before Line and Neutral Pins in case of 3pin plug. All contact points are Corrosion resistant with Phosphor Bronze. Rust proof terminals with long term reliability avoid loss of electrical energy. All sockets are available in 1 module and 2 module.

## SOCKETS



**DW420WHI**

10A 2/3 Pin Universal Socket

Module : 2M  
 Electrical Specification : Rated Voltage - 250V  
 Rated Current - 10A  
 Nature of Supply - AC only  
 Terminal capacity - 1.5 Sqmm  
 Dimension : H - 45 mm, W - 50 mm  
 Colours : Satin White / Charcoal Black  
 Features : ♦ 10A 2/3 pin shutter socket is India's first fully compatible socket for both 4mm and 5mm dia pins  
 ♦ 3pin socket can take mobile charger too  
 ♦ Safety shutters  
 ♦ Contact point - Phosphor Bronze  
 ♦ Designed to the requirements of IS 1293 : 2005  
 ♦ Fully  RoHS compliant product



**DW426BLK**

6/10/13A International Socket

Module : 2M  
 Electrical Specification : Rated Voltage - 250V  
 Rated Current - 6/10/13A  
 Nature of Supply - AC only  
 Terminal capacity - 2.5Sqmm  
 Dimension : H - 45 mm, W - 50 mm  
 Colours : Satin White / Charcoal Black  
 Features : ♦ Patented drop down safety shutters in international socket makes it probably the safest in its class which refuses single pin access to line and neutral contacts  
 ♦ Truly international, compatible to plug tops of over 17 countries  
 ♦ Inbuilt Safety shutters  
 ♦ Contact point - Phosphor Bronze  
 ♦ Fully  RoHS compliant product



**DW424WHI**

10/16A Socket

Module : 2M  
 Electrical Specification : Rated Voltage - 230V  
 Rated Current - 10/16A  
 Nature of Supply - AC only  
 Terminal capacity - 2.5 Sqmm  
 Dimension : H - 45 mm, W - 50 mm  
 Colours : Satin White / Charcoal Black  
 Features : ♦ Ensures a perfect fit with any 3 pin plug tops  
 ♦ Inbuilt Safety shutters  
 ♦ Contact terminals - Brass  
 ♦ Designed to the requirements of IS 1293 : 2005  
 ♦ Fully  RoHS compliant product



**DW427BLK**

One Module 2 Pin Charger Socket

Module : 1M  
 Electrical Specification : Rated Voltage - 250V  
 Rated Current - 16A  
 Nature of Supply - AC only  
 Terminal capacity - 2.5 Sqmm  
 Dimension : H - 45 mm, W - 25 mm  
 Colours : Satin White / Charcoal Black  
 Features : ♦ Suitable for Flat pin plug and 4/5mm dia 2 pin plug tops  
 ♦ Optimum space utilisation  
 ♦ Inbuilt Safety shutters  
 ♦ Contact point - Phosphor Bronze  
 ♦ Fully  RoHS compliant product



## DIMMERS AND REGULATORS

Blenze Dimmers have a push ON/OFF knob, for convenience of switching at any dimming-level and a Full 400W power handling capability.

Blenze regulators, have standard five definite speeds and OFF. The regulator has a unique knob with a unique SPEED-VIEW™. Also, the regulator is completely hum free irrespective of speed.

## REGULATOR



**DW472WHI**

Step Fan Speed Control 120W

Module	: 2M
Electrical Specification	: Rated Voltage - 230V Rated Power - 120W Max Nature of Supply - AC only Terminal capacity - 2.5 Sqmm on pre marked screw-connector Number of steps - 5+OFF
Dimension	: H - 45 mm, W - 50 mm
Colours	: Satin White / Charcoal Black
Features	: ♦ Five definite speeds + OFF ♦ Unique knob with SPEED- VIEW™ ♦ Completely hum free irrespective of speed ♦ Uniform speed increments across steps ♦ Ease of installation with pre-marked screw-connector ♦ Fully <input checked="" type="checkbox"/> RoHS compliant product

## DIMMER



**DW480WHI**

Push ON/OFF 400 W Dimmer

Module	: 2M
Electrical Specification	: Rated Voltage - 230V Rated Power - 400W Nature of Supply - AC only Type of load - Incandescent lamp only Terminal capacity - 2.5 Sqmm on pre marked screw-connector
Dimension	: H - 45 mm, W - 50 mm
Colours	: Satin White / Charcoal Black
Features	: ♦ Push ON/OFF knob ♦ Convenience of switching at any dimming-level ♦ Ease of installation with pre-marked screw-connector ♦ Full 400W power handling capability ♦ Linear brightness control ♦ Fully <input checked="" type="checkbox"/> RoHS compliant product

# METAL BOX

The Blenze range of Metal boxes are fully RoHS compliant. The metal boxes are made of 1mm pre galvanizes steel. All metal boxes are corrosion resistant for longevity.

## METAL BOX



**DW903**

3Module Metal Box

## DUMMY PLATE



**DW441BLK**

1Module Dummy Plate

## METAL BOX SELECTION CHART

MODULE		1M	3M	4M	6M	8M	12M	
Metal Box Dimensions (mm)	W X H X D	72.6 x 72 x 50	97.6 x 72 x 51	131.6 x 70 x 51	207.5 x 70 x 61	228 x 76 x 61	207.5 x 139 x 61	
	Fixing Centre	60	87.7	121	196.5	H-158,V-67	H -196, V- 65	
Metal Box code		DW901	DW903	DW904	DW906	DW908	DW912	
White		DW101WHI	DW102WHI	DW103WHI	DW104WHI	DW106WHI	DW108WHI	DW112WHI
Charcoal Black		DW101BLK	DW102BLK	DW103BLK	DW104BLK	DW106BLK	DW108BLK	DW112BLK
Irish Green		DW101IGN	DW102IGN	DW103IGN	DW104IGN	DW106IGN	DW108IGN	DW112IGN
Alaska Blue		DW101ABL	DW102ABL	DW103ABL	DW104ABL	DW106ABL	DW108ABL	DW112ABL
Mediterranean Aqua		DW101MAQ	DW102MAQ	DW103MAQ	DW104MAQ	DW106MAQ	DW108MAQ	DW112MAQ
Mexican Yellow		DW101MYL	DW102MYL	DW103MYL	DW104MYL	DW106MYL	DW108MYL	DW112MYL
Venetian Red		DW101VRD	DW102VRD	DW103VRD	DW104VRD	DW106VRD	DW108VRD	DW112VRD
Princeton Orange		DW101POR	DW102POR	DW103POR	DW104POR	DW106POR	DW108POR	DW112POR





## COMMUNICATION RANGE

Blenze communication range consists of TV coaxial, Computer Jack and Telephone Jack. The entire range is designed for maximum data & voice transfer efficiency. Features in the range like angled connectors in TV coaxial, Krone connectors in Computer Jack and sliding shutters in Telephone Jack are designed to deliver minimal signal loss, ease of installation and low maintenance.

The TV Coaxial comes with angled connector holding for free flow of cable, reducing stress and it is silver-plated for minimal signal loss. The computer jack is CAT 6 compliant RJ45 with a tool free Krone connect terminal for ease of installation. It has a spring loaded sliding shutter that protects it from dust accumulation and has been provided with 50 micron gold plated leads for more efficient data transfer. The telephone jack has 2 Lines, it can connect two input lines with a single output. Has superior data transfer efficiency. It is provided with anti-spread (Strands) Screw-terminals for easy installation and a spring loaded sliding shutter that protects it from dust.

## TELEPHONE JACK



**DW492WHI**

Two Line RJ 11

Module : 1M  
Electrical Specification : No of contacts - 4  
Category - 3  
Voltage - 33V r.m.s / 70V DC  
Speed of transmission - 16 mhz 100 Ohms UTP cable size  
Rate of transmission - 10 Mbps  
Compliance of standards - FCC Part 68, ANSI/EIA/TIA-568 TIA TSB - 36, TIA TSB-40  
Attenuation - 0.4db

Dimension : H - 45 mm, W - 25 mm  
Colours : Satin White / Charcoal Black  
Features :

- ◆ 2 Lines can be connected simultaneously
- ◆ Anti-spread( Strands) Screw terminals for easy installation
- ◆ Spring loaded sliding shutter that protect from dust
- ◆ 50µ" Gold plated leads for better data transfer efficiency
- ◆ Fully  RoHS compliant product

## COMPUTER JACK



**DW493WHI**

CAT 6 RJ 45

Module : 1M  
Electrical Specification : No of contacts - 8  
Category - Cat 6  
Speed of transmission - 250 Mhz 100 Ohms UTP cable size  
Rate of transmission - 1 GB/sec  
Compliance of standards - FCC Part 68  
Insulation resistance - >500 M Ohms  
Current rating - 150 VAC, 2 A  
Dielectric withstand voltage - 1000V, 60 Hz/1min  
Contact resistance - <20 million Ohm  
DC Resisittance - 0.1 Ohm

Dimension : H - 45 mm, W - 25 mm  
Colours : Satin White / Charcoal Black  
Features :

- ◆ CAT 6 compliant RJ45
- ◆ Spring loaded sliding shutter that protect from dust
- ◆ Underwriters Labarotraries (UL) approved
- ◆ Tool free Krone Connector terminals
- ◆ 50µ" Gold plated leads for better data transfer efficiency
- ◆ Fully  RoHS compliant product

## TV SOCKET



**DW451BLK**

TV Socket

Module : 1M  
Dimension : H - 45 mm, W - 25 mm  
Colours : Satin White / Charcoal Black  
Features :

- ◆ Angled connector holding
- ◆ Silver plated for minimal signal loss
- ◆ Screw terminals for easy installation
- ◆ Fully  RoHS compliant product



## TECHNOLOGY MODULES

Blenze Technology range comes with products including timer switch, PIR sensor, foot lamp and remote switch. This brilliant range comes with futuristic features delivering user convenience, safety and customized solutions. Features such as remote switch with inbuilt memories that retain status to insure against power cuts, PIR sensor that respond to human body movement and infrared controlled remote switch makes the entire range cutting edge. Blenze brings in the best of technology packaged in these products for a truly safe and efficient usage experience.

## PIR SENSOR



**DW220WHI**

PIR Sensor

Module : 2M  
Electrical  
Specification : Rated Voltage : 220-240V AC 50/60Hz  
Rated Current : 10A/6AX  
Coverage Distance: 7-10m  
Coverage Angle: 160° Horizontal  
IP Rating: IP4X  
Dimension : H - 45 mm, W - 50 mm  
Colours : Satin White / Charcoal Black  
Features : ♦ Automatic lighting control based on movement detection and ambient light  
♦ Tri-state operation ON-OFF-AUTO with a slide switch  
♦ Adjustable OFF delay control from 30 seconds to 15 minutes  
♦ Wide range preset ambient light level (5-300 Lux) to ON/OFF  
♦ Up to 7-10 meters sensing distance  
♦ 160° horizontal coverage  
♦ Distinctive OFF-HINT-BEEP with external control switch  
♦ Ingress protection (IP4X) rated installation  
♦ Unit can control Incandescent and Fluorescent lamp loads.  
♦ The unit can be adjusted to operate over wide range of preset ambient light level from 5 Lux to 300 Lux.  
♦ Manual override is possible  
♦ Fully  RoHS compliant product

## TIMER SWITCH



**DW219BLK**

Timer Switch

Module : 3M  
Electrical  
Specification : Rated Current : 6A Resistive, 1A Inductive  
Rated Voltage: 170 - 250V, 60hz  
Nature of Supply - AC only  
Battery - 1.5V DC NiMH with 100hrs backup  
Dimension : H - 45 mm, W - 75 mm  
Colours : Satin White / Charcoal Black  
Features : ♦ Automatic ON/OFF control based on preset timings  
♦ 24hrs x 7 days programmable timer  
♦ Repeatable 8 programmable channels  
♦ Adjustable ON/OFF delay control from minute to day  
♦ 15 user friendly DAY settings  
♦ Single push TRI-STATE operation (ON-OFF-AUTO)  
♦ LCD indicator of ON/OFF delay for switching  
♦ Retains status during power loss  
♦ Recessed RESET to avoid accidental usage  
♦ Fully  RoHS compliant product

## DOWN LIGHT / FOOT LAMP



**DW530WHI**

Down Light




- Module : 2M
- Electrical Specification : Rated Voltage - 230V  
Nature of Supply - AC only  
Terminal capacities - 2.5 Sqmm
- Dimension : H - 45 mm, W - 50 mm
- Colours : Satin White / Charcoal Black
- Features : ♦ Long life white colour LED based illumination  
♦ Maintenance free LED lamps which never need to be changed  
♦ Power consumption less than 1W  
♦ Textured lens for uniform dispersion of light  
♦ Operates even at low voltages  
♦ Easy installation with screw terminations  
♦ Fully  RoHS compliant product


## REMOTE SWITCH



**DW606WHI**

Remote Switch

- Module : 4M (Mono block)
- Electrical Specification : Rated Current : Switch - 5A Resistive/ 2.5A Inductive per switch & Fan - 100W(max)  
Rated Voltage: 140- 250V  
Number of Channels: 4 Nature of Supply - AC only, Remote control: Infrared (line of sight)  
Remote range: 30 feet @ operating angle 120°, Remote Battery: CR2025, Operating temperature: 0-55°C
- Colours : Satin White
- Features : ♦ Operates from wall-unit and with a full-functional remote handset  
♦ Built-in memory retains last status of load in case of power failure or when switched ON  
♦ Sensitive infrared remote control operates from 30 feet distance  
♦ Press S1/S2/S3 to turn individual loads ON/OFF, corresponding keys will glow when they are ON  
♦ Press  to ON/OFF the fan, use  and  to increase and decrease the fan speed  
♦ Pressing S1/S2/S3 for more than 2 sec will turn OFF the entire system (wall unit)  
♦ Avoid using more than one remote in same room, if unavoidable keep a distance of 10 feet and in the same line of the remote handset  
♦ Fully  RoHS compliant product



## HOSPITALITY RANGE

Blenze hospitality range is energy saving cum room management system specially designed for the hotel industry. It saves energy without compromising the comfort of the guest. The switches are soft-touch and backlit, for better visibility. The hospitality range comprises of Energy key tag with service panel, corridor panel, Digital thermostat and Bedside panel. Feature packed and superior aesthetics, Blenze range of hospitality products are in complete synergy with the hospitality industry requirements. Luxurious, Convenient, Safe and Efficient.

## ENERGY KEY TAG



**DW601WHI**  
Energy Key Switch with delay

- Module : 3M  
Dimension : H - 45 mm, W - 75 mm  
Colours : Satin White  
Includes : Energy Key Tag with control unit only  
Features : ♦ Power rating: 30A  
♦ Infrared key card holder  
♦ Time Delay - 30 Sec  
♦ Can be activated by 1mm swipe door lock cards  
♦ Blue color LED to indicate card slot  
♦ Micro controller based advanced system  
♦ Integrated with control unit by RJ45 connector through Cat 5e/Cat6 Cable  
♦ Fully  RoHS compliant product

## DND CONSOLE



**DW602WHI**  
DND Console

- Module : 3M  
Dimension : H - 45 mm, W - 75 mm  
Colours : Satin White  
Includes : Energy Key Tag, Service Panel with Control Unit  
Features : ♦ Bell Push is a membrane operated switch  
♦ Do Not Disturb indicator in Red LED  
♦ Make My Room indicator in Green LED  
♦ Laundry indicator in Yellow LED  
♦ All service functions are backlit with LEDs passed through diffusers for better visibility  
♦ Micro controller based advanced system  
♦ Integrated with control unit by RJ45 connector through Cat 5e/Cat6 Cable  
♦ Fully  RoHS compliant product

## DIGITAL THERMOSTAT



**DW604WHI**  
Digital Thermostat

- Module : 3M  
Dimension : H - 45 mm, W - 75 mm  
Colour : Satin White  
Includes : Energy Key Tag, Service Panel and Digital Thermostat with Control Unit  
Feature : ♦ Digital display screen  
♦ Micro controller based advanced system  
♦ Temp Range – 18°C to 28°C  
♦ 4 mode AC fan speed – Low, Medium, High and Off  
♦ Automatic backup facility for Programmed values  
♦ Integrated with control unit by RJ45 connector through Cat 5e/Cat6 Cable  
♦ Fully  RoHS compliant product

## BED SIDE PANEL



**DW605WHI**  
Bed Side Panel

- Module : Table top  
Colour : Satin White  
Includes : Bedside Panel, Energy Key Tag, Service Panel with Control Unit  
Feature : ♦ Bedside Panel System is a Microcontroller based room management system  
♦ Membrane operated switch which can control the light points in the room  
♦ Stand Bed side Panel will have the following control points  
♦ 8 membrane switches  
♦ 1 Fan Switch with 4 steps  
♦ AC Controller with 4 steps  
♦ 1 Master Switch  
♦ Digital clock - 6 country time  
♦ Integrated with control unit by RJ45 connector through Cat 5e/Cat6 Cable  
♦ Infrared key tag holder, corridor panels and bathroom switch panel, door chime and main controller are also supplied along with the system  
♦ Fully  RoHS compliant product

## SHAVER SOCKET



**DW529WHI**  
Shaver Socket with  
Transformer

Module : 4M (Mono block)

Electrical

Specification: Input Voltage - 230V

Output voltage - 115V/230V

Output Power - 15VA (Max) Shaver only

Nature of Supply - AC only

Terminal capacities - 4 Sqmm

Dimension : H - 45 mm, W - 100 mm

Colours : Satin White / Charcoal Black

Features : ♦ Accommodates internationally used 2 pin flat pin plugs  
♦ In-built Isolation transformer & safety overload protection with reset feature  
♦ Automatic switching-ON when plug is inserted, Switches OFF when plug is removed  
♦ Indicator provided on front panel to show power-ON status  
♦ Safety overload protection built with 30 - 60 sec reset  
♦ Safety shutters are standard, along with the build to function under most challenging environments  
♦ Fully  RoHS compliant product

## VOLUME CONTROL



**DW603WHI**  
Volume Control

Module : 2M

Electrical

Specification : Rated - 100 Ohms 3W LIN w/w

Amplifier audio input (max) - 17V - RMS (35W RMS in 8 Ohms)

Terminal capacities - flexible leads with connectors

Dimension : H - 45 mm, W - 50 mm

Colours : Satin White / Charcoal Black

Features : ♦ Linear variation of audio output  
♦ Ease of installation with pre-marked screw-connector  
♦ Fully  RoHS compliant product





## FRONT PLATES

### Features

- ◆ Two plate system, Grids with Muscle design. Re-enforced cross sectional stress design align with scientifically placed ribs
- ◆ The front plate has a provision to overcome shortfalls in installation
- ◆ Higher modules grids are metal reinforced to prevent buckling
- ◆ 15° leverage angel for easy removal
- ◆ Front plate with a break-off pad for screw retention
- ◆ Even on uneven wall surface conditions, where the grid is put on extreme stress condition the front plates with APS feature can stay engaged at all times
- ◆ Single window aperture which eliminates dust accumulation on front plates
- ◆ Break off pads to hold the screws
- ◆ Available modules 1,2,3,4,6,8 and 12 in 8 different colours



## IRISH GREEN

Green is the colour of Ireland. Of an awakening earth, of the mist that lies in the hallows foretelling the coming of spring, of the shoots whose green colour deepens as they stretch towards the sun. Green is a verdant country side and the colour of the finest season of the year – it is no wonder wearing a bit of it wards off bad luck. The Irish use green everywhere on St Patrick's Day – green beer, green hats, everything.

Word Green is closely related to English verb grow to 'grow'. Irish green is the most popular decorative colour, as it symbolizes nature. It is easiest colour on the eye and can improve vision. It is a calming and refreshing colour. People waiting to appear on TV sit in "green room" to relax. Hospitals often use green because it relaxes patients. Middle-age brides wore green to symbolize fertility.

Use green to give your room a masculine, conservative and wealthy look.

After all, "It is a happy and bright colour which reminds us of good times and nature".



## MEDITERRANEAN AQUA

Aqua is a mix of blue and green. It has a sweet, feminine feel, and darkens teal shades with a promise of lively sophistication. This in-between colour is very commonly experienced in the seas of the Mediterranean by the water reflecting the sky's blue and the green colour of the marine life underneath.

Aqua is considered beneficial to the mind and body, is relaxing and produces a cleaning effect

This colour of the sky and the sea symbolizes intelligence, faith, trust and heaven and is associated with health, healing, tranquility, understanding and softness



## ALASKA BLUE

Alaska Blue strikes a brilliant balance between blue and purple and has a very close resemblance of Blue Irish, selected as "Pantone colour of the year 2008"

Blue is the most popular colour. Statistics show people to be more productive in blue rooms, makes the body produce calming chemicals and is often used in bedrooms.

Blue is a masculine colour and, according to studies is highly accepted among males. Fashion consultants recommend wearing blue to job interviews as it symbolizes loyalty. It is a preferred colour for corporate Americans

It is often associated with depth and stability. It symbolizes trust, loyalty, wisdom and confidence. It represents knowledge, power, integrity and seriousness.



## PRINCETON ORANGE

The first recorded use of Orange as university colour came at a baseball game at Yale on June 26, 1867. The team came from behind with two runs in the ninth inning to win the game. Orange became the official colour of Princeton Academy

Orange combines the energy of red and happiness of yellow. Orange is symbolic to strength and endurance; it is associated with joy, sunshine and the tropics. Orange represents enthusiasm, fascination, happiness, creativity, determination, attraction, success, encouragement and stimulation.

Orange increases oxygen supply to the brain, produces an invigorating effect and stimulates mental activity

To the human eye orange is a very hot colour. It has very high visibility, so you can use it to catch attention and highlight the most important element of your design. It is highly accepted among young people.

"As orange represents both Sunrise and sunset it makes life lively and happy"



## VENETIAN RED

A deep red earth colour originally mined at a quarry near Venice. The first recorded use of Venetian Red as a colour name in English was in 1753.

Venetian Red is a dark but warm shade i.e. darker shade of Scarlet, basically a mixture of fire, blood and earth. It is associated with energy, war, danger, strength, power, determination, genuineness as well as passion, desire and love.

It is an emotionally intense colour. It enhances human metabolism, stimulates a faster heartbeat and breathing

Decorators prefer to use red furniture since it attracts attention. It has very high visibility, which is why stop signs, stop lights and fire equipments are usually printed in red.

Venetian red is symbolic to vigor, will power, leadership, and courage.



## MEXICAN YELLOW

Yellow is the colour of sunshine, Mexican yellow is an attention getter. Yellow produces a warming effect, arouses cheerfulness, enhances concentration and generates muscle energy.

Yellow is used in taxi and legal papers primarily because it grabs attention.

Indian myth considers yellow to be an auspicious colour which enhances intellect.

## FRONT PLATE SELECTION CHART

MODULE		1M	2M	3M	4M	6M	8M	12M
Dimensions (mm)	W XH	97 x 88	107 x 88	132 x 88	157 x 88	222 x 88	257 x 88	222 x 153
	Fixing Centre	62	62	88	120	196	213	H -196, V- 65
White		DW101WHI	DW102WHI	DW103WHI	DW104WHI	DW106WHI	DW108WHI	DW112WHI
Charcoal Black		DW101BLK	DW102BLK	DW103BLK	DW104BLK	DW106BLK	DW108BLK	DW112BLK
Irish Green		DW101IGN	DW102IGN	DW103IGN	DW104IGN	DW106IGN	DW108IGN	DW112IGN
Alaska Blue		DW101ABL	DW102ABL	DW103ABL	DW104ABL	DW106ABL	DW108ABL	DW112ABL
Mediterranean Aqua		DW101MAQ	DW102MAQ	DW103MAQ	DW104MAQ	DW106MAQ	DW108MAQ	DW112MAQ
Mexican Yellow		DW101MYL	DW102MYL	DW103MYL	DW104MYL	DW106MYL	DW108MYL	DW112MYL
Venetian Red		DW101VRD	DW102VRD	DW103VRD	DW104VRD	DW106VRD	DW108VRD	DW112VRD
Princeton Orange		DW101POR	DW102POR	DW103POR	DW104POR	DW106POR	DW108POR	DW112POR



# Honeywell

The finest architects, interior designers and engineers always recommend MK.  
Ask them. Or Contact Customer Care at [mkteam@honeywell.com](mailto:mkteam@honeywell.com) & 044-2616 1234.

### Honeywell Electrical Devices and Systems India Limited

Regd Off: 'Crescendo', 995-B, Second Avenue, Annanagar, Chennai - 600 040. India		Telephone: 091 - 44 - 66326789.
E-mail: <a href="mailto:mkteam@honeywell.com">mkteam@honeywell.com</a>	Website: <a href="http://www.mkelectricindia.com">www.mkelectricindia.com</a>	Fax: 091 - 44 - 26161235.
<b>BANGALORE</b>	# 301, Prestige Kada, III Floor, # 22, Richmond Road, Bangalore - 560 025.	Telephone: 080 - 64539831/32.
	E-mail: <a href="mailto:mkbangalore@honeywell.com">mkbangalore@honeywell.com</a>	Fax: 080 - 2211 3690.
<b>CHENNAI</b>	'Crescendo', 995-B, Second Avenue, Annanagar, Chennai - 600 040.	Telephone: 091 - 44 - 66326678.
	E-mail: <a href="mailto:mkchennai@honeywell.com">mkchennai@honeywell.com</a>	Fax: 091 - 44 - 26161237.
<b>HYDERABAD</b>	Surana House, # 6-3-569/1, 4th Floor, Erramanzil 'X' Roads Khairtabad, Hyderabad - 500 082.	Telephone: 040 - 66410911. Fax: 040 - 66410930.
	E-mail: <a href="mailto:mkhyderabad@honeywell.com">mkhyderabad@honeywell.com</a>	
<b>KOCHI</b>	41/2553, 2A 2 <sup>nd</sup> Floor, Metro Palace, Opp. Town Railway Station Kochi - 682 018.	Telephone: 0484 - 2394379. Fax: 0484 - 2394732.
	E-mail: <a href="mailto:mkkochin@honeywell.com">mkkochin@honeywell.com</a>	
<b>KOLKATA</b>	Matrix Tower, DN-24, 4th Floor, Room No.403, Sector-V, Salt lake, Kolkatta - 700 091.	Telephone: 033 - 64566170. Fax: 033 - 40040962.
	E-mail: <a href="mailto:mkkolkatta@honeywell.com">mkkolkatta@honeywell.com</a>	
<b>MUMBAI</b>	Eco-elite Building, 2nd floor, Marol Maroshi Road, Marol, Next to Zakaria Indl Estate, Andheri (E), Mumbai - 400 059.	Telephone: 022 - 67650680/81. Fax: 022 - 67650682.
	E-mail: <a href="mailto:mkmumbai@honeywell.com">mkmumbai@honeywell.com</a>	
<b>NEW DELHI</b>	Plot No. 2-A, Corner Market, Malviya Nagar, New Delhi - 110 017.	Telephone: 011 - 64737433.
	E-mail: <a href="mailto:mkdelli@honeywell.com">mkdelli@honeywell.com</a>	Fax: 011 - 26673102.

